



ಬೃಹತ್ ಬೆಂಗಳೂರು ಮಹಾನಗರ ಪಾಲಿಕೆ
Bruhat Bengaluru Mahanagara Palike



BBMP COVID-19 WAR ROOM BULLETIN – 30.07.2021



ABSTRACT OF COVID-19 CASES IN BENGALURU



	MALE	FEMALE	TRANSGENDER	MALE	FEMALE	TRANSGENDER	TOTAL	
	Last 24 Hours	Last 24 Hours	Last 24 Hours	Cumulative	Cumulative	Cumulative	Last 24 Hours	Cumulative
Positive Cases	257	169	0	7,33,327	4,93,430	132	426	12,26,889
Recovered Cases	228	138	0	7,19,017	4,83,439	104	366	12,02,560
Death Cases	6	3	0	10,048	5,810	4	9*	15,862
Total Tests Done	In Last 24 hrs : 58,923					Cumulative : 1,65,81,125		
ACTIVE CASES					8,467			

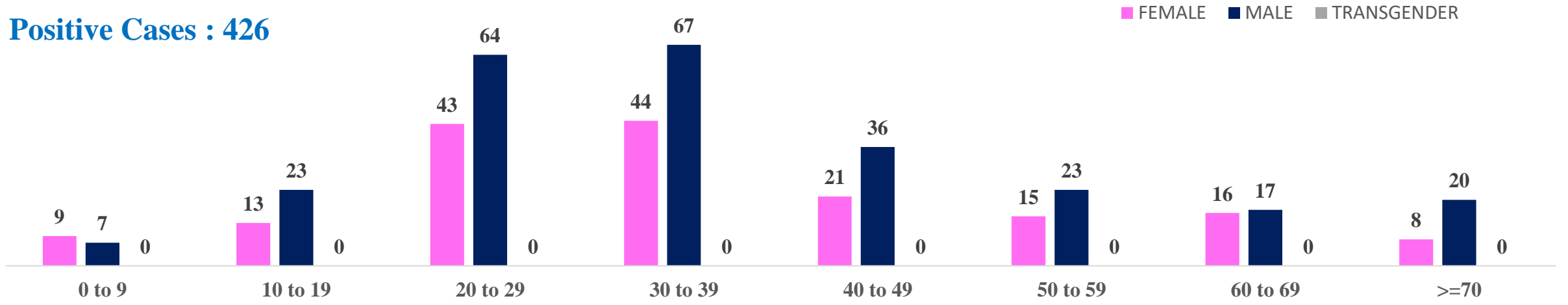
* Covid deaths occurred today : 02 | Covid deaths occurred beyond last 24 hrs, reported today : 07



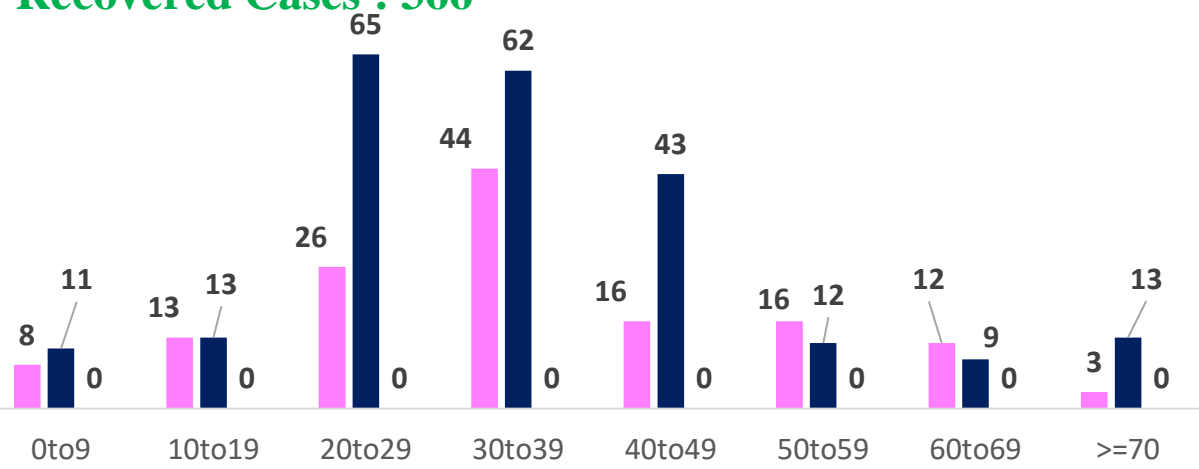
LAST 24 HOURS AGE GROUP AND GENDER WISE DISTRIBUTION



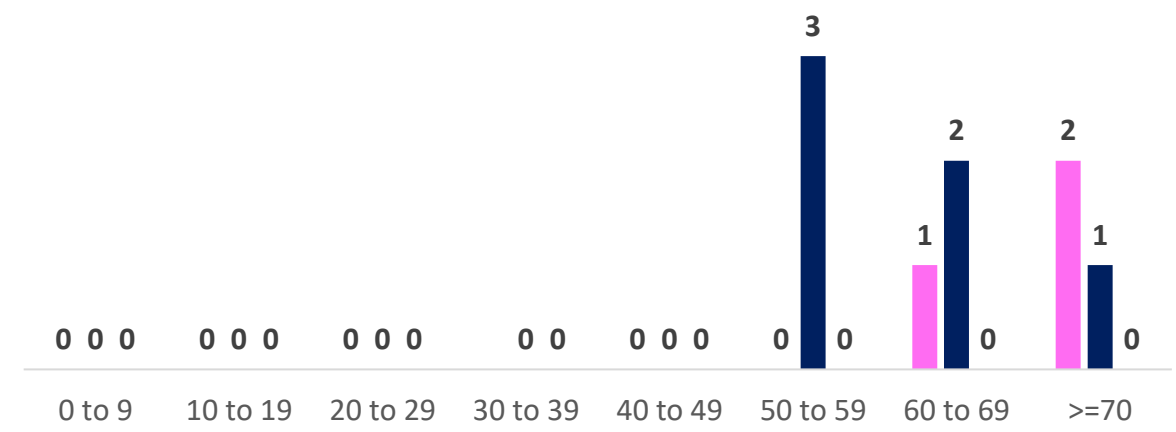
Positive Cases : 426



Recovered Cases : 366



Death Cases : 9





SNAPSHOT OF BENGALURU COVID-19 CASES IN LAST 8 WEEKS



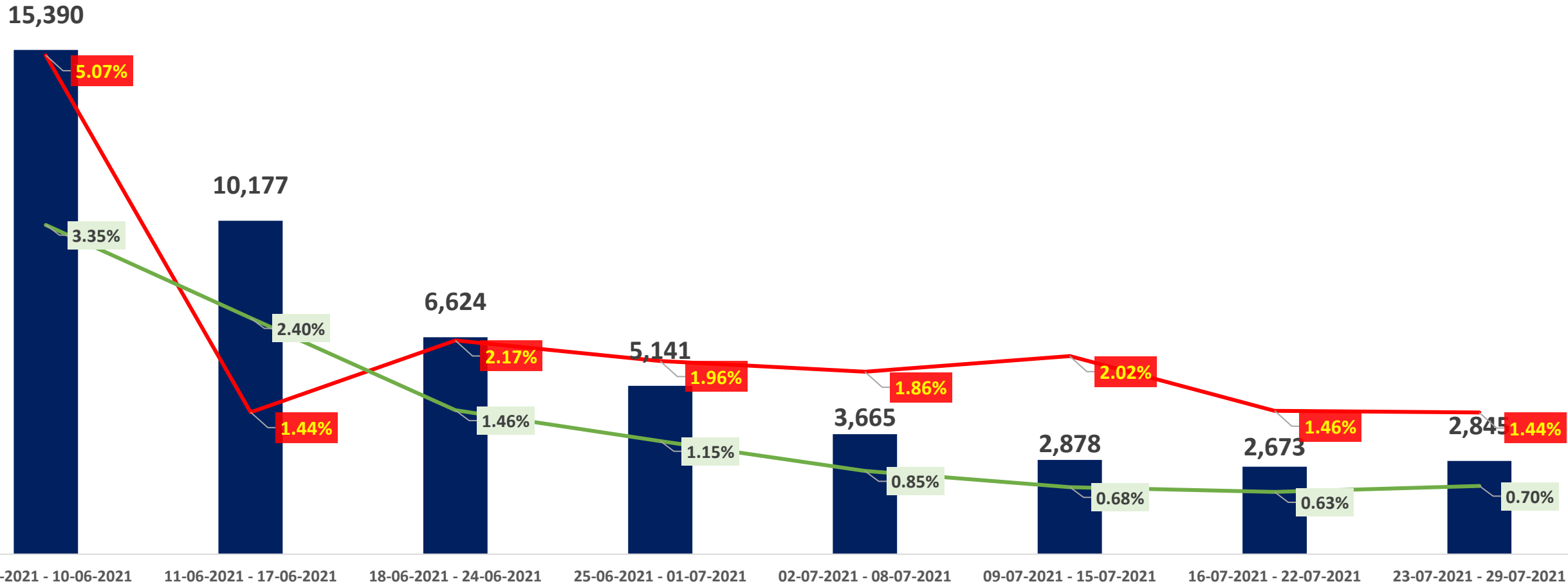
	04/06/21 TO 10/06/21	11/06/21 TO 17/06/21	18/06/21 TO 24/06/21	25/06/21 TO 01/07/21	02/07/21 TO 08/07/21	09/07/21 TO 15/07/21	16/07/21 TO 22/07/21	23/07/21 TO 29/07/21
Total Positive Cases	15,390	10,177	6,624	5,141	3,665	2,878	2,673	2,845
Total Recovered Cases	54,028	27,946	14,092	47,848	13,485	3,980	6,646	2,701
Total Death Cases	781	147	144	101	68	58	39	41
Case Fatality Rate	5.07%	1.44%	2.17%	1.96%	1.86%	2.02%	1.46%	1.44%
Total Tests Conducted	4,59,477	4,23,547	4,52,354	4,46,584	4,32,820	4,21,525	4,22,110	4,09,331
Positivity Rate	3.35%	2.40%	1.46%	1.15%	0.85%	0.68%	0.63%	0.70%



POSITIVITY AND MORTALITY RATE OF BENGALURU – LAST 8 WEEKS

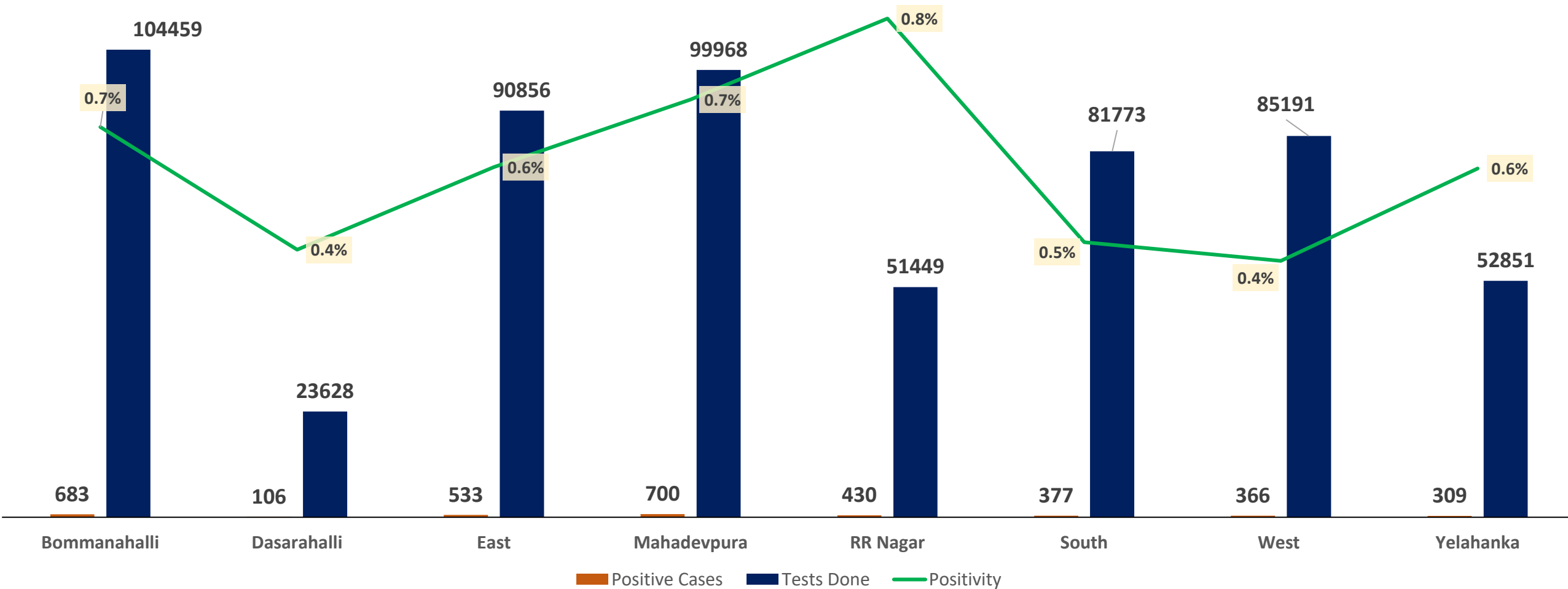


■ Total Positive Cases — Case Fatality Rate — Positivity Rate



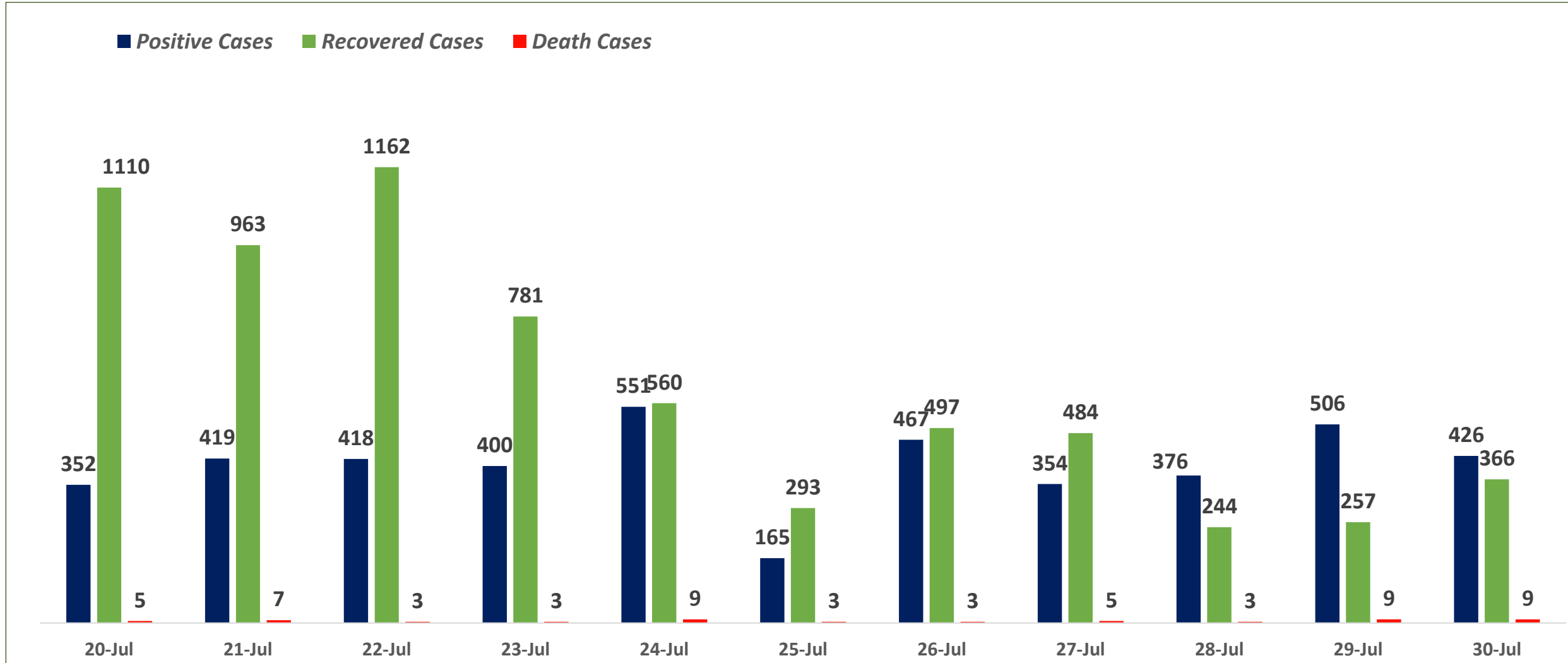


ZONE WISE POSITIVITY TREND IN LAST 10 DAYS





SNAPSHOT OF POSITIVE, RECOVERED AND DEATH CASES OVER LAST 10 DAYS ACROSS BBMP ZONES

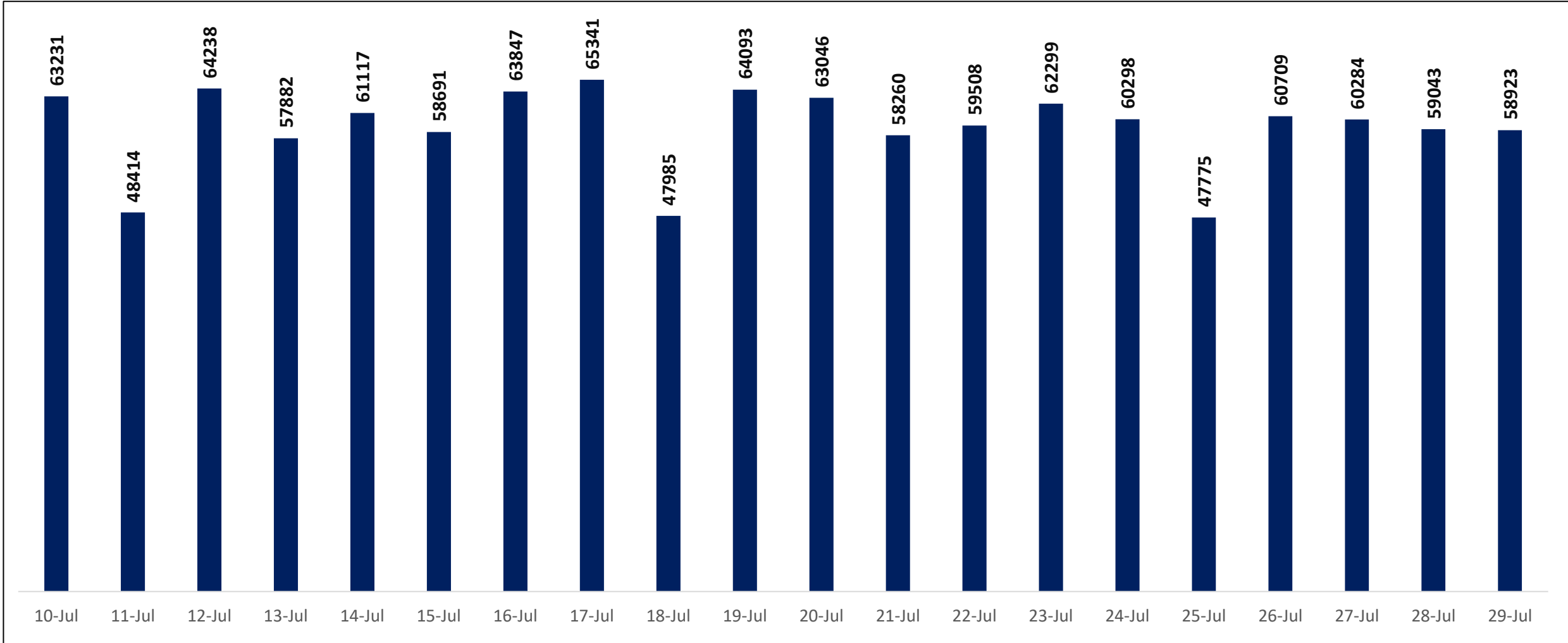




TESTING TRENDS IN BENGALURU

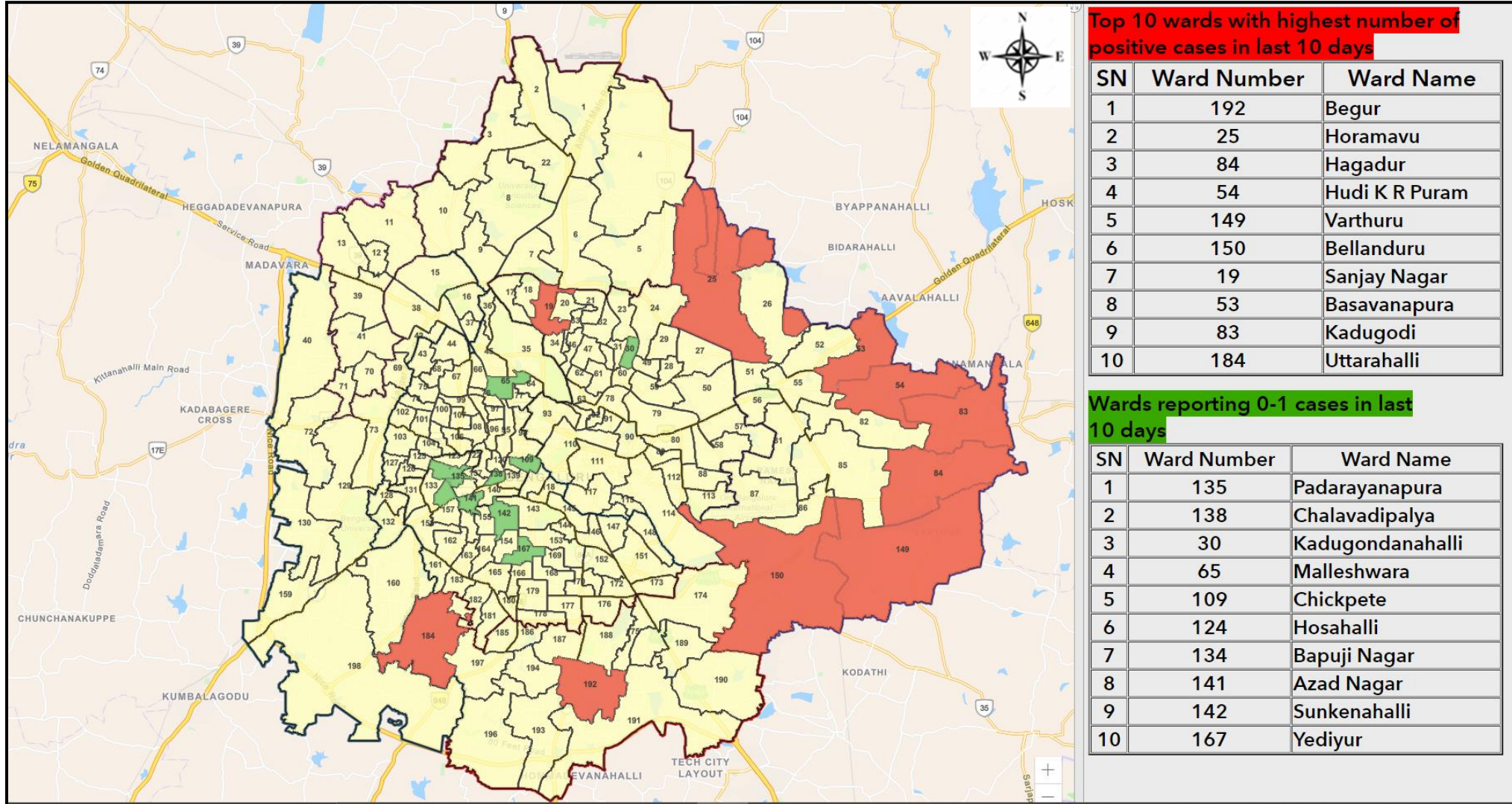


Total Test Conducted Till Date	Test Conducted Last 24 hours
1,65,81,125	58,923



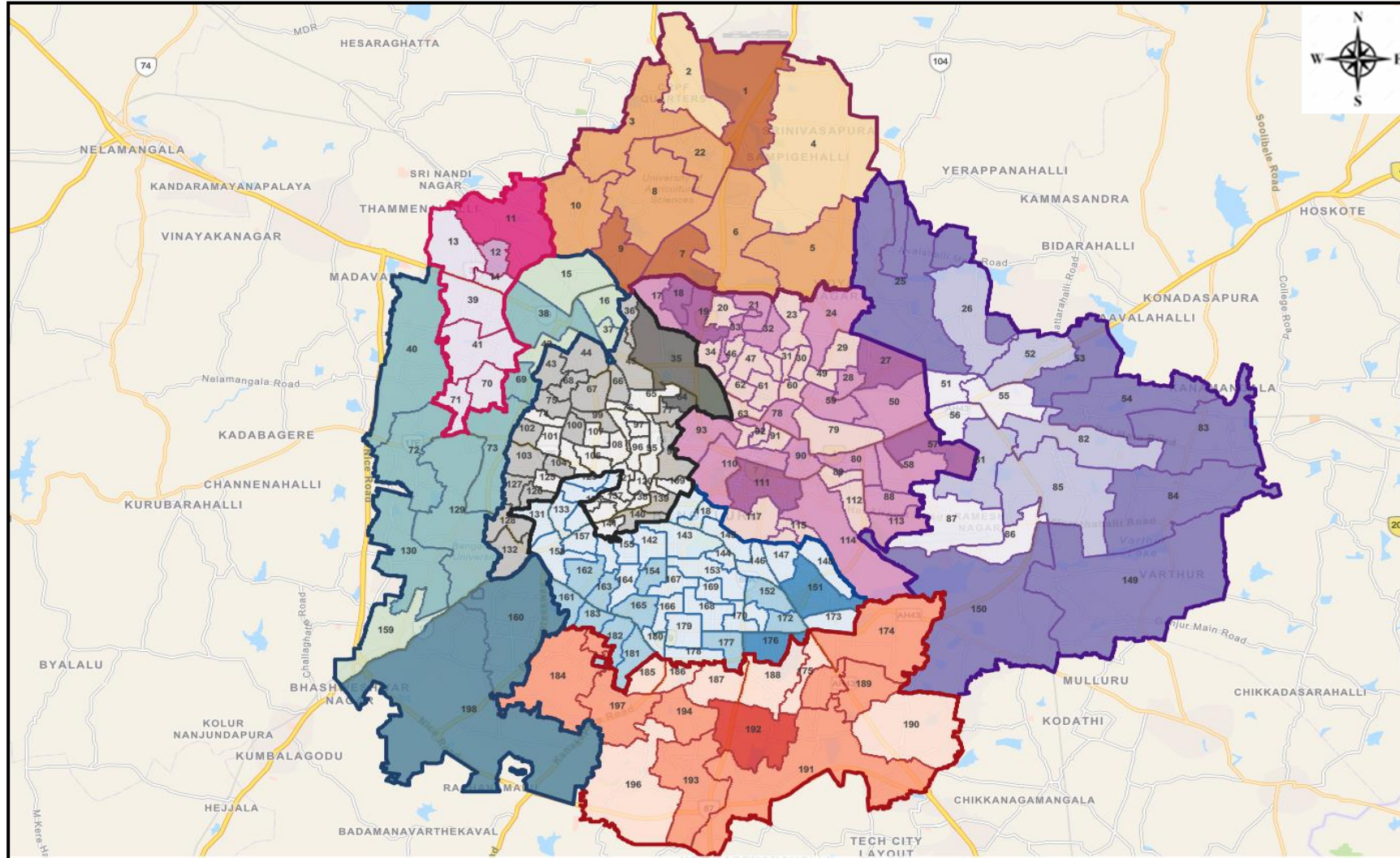


BENGALURU URBAN MAP SHOWING TREND OF POSITIVE CASES IN LAST 10 DAYS





BENGALURU MAP SHOWING TREND OF WARD WISE POSITIVE CASES IN LAST 10 DAYS



Number Of Cases Reported

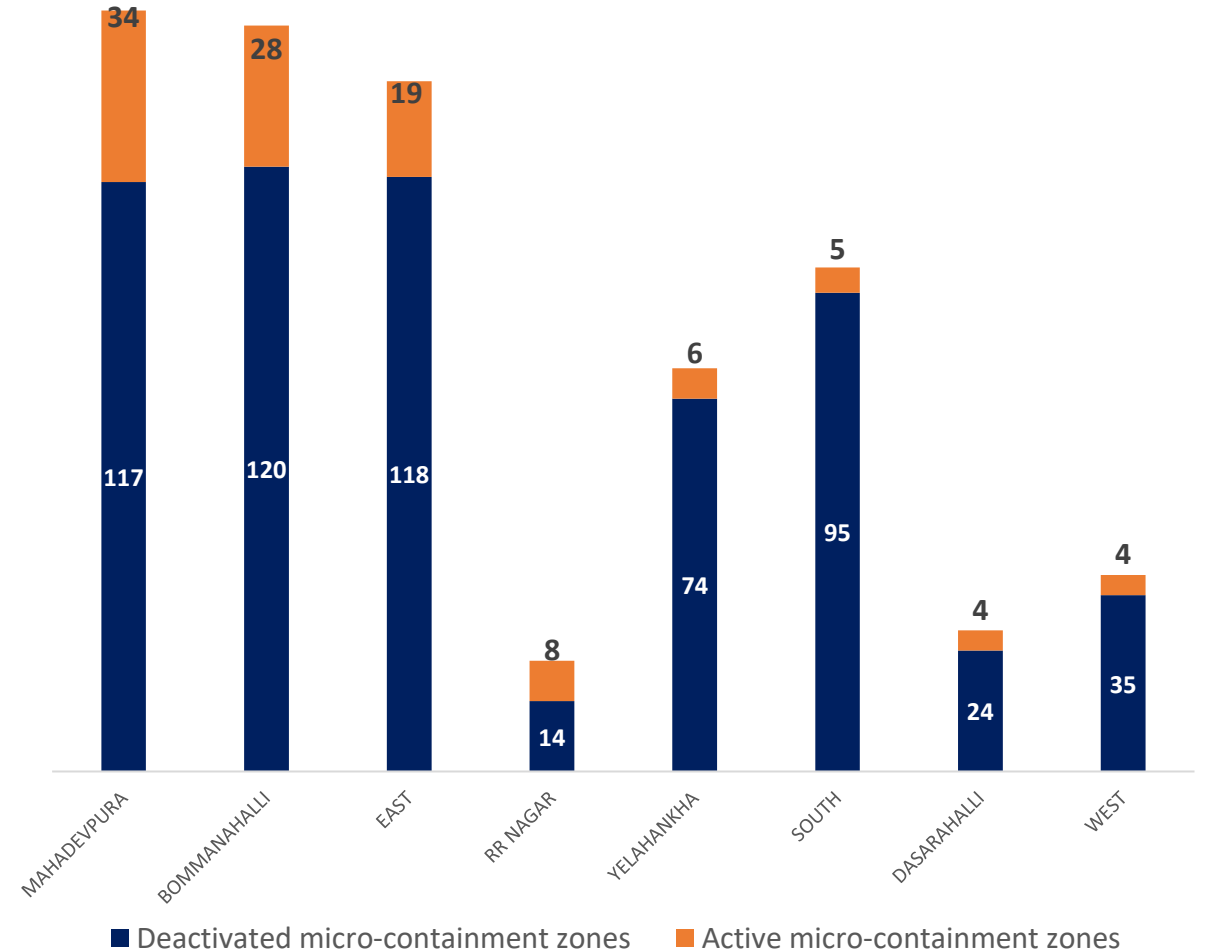
Mahadevapura Positive cases > 80 20 - 40 < 10	Yelahanka Positive cases > 30 5 - 30 < 5
Dasarahalli Positive cases > 50 10 - 30 < 10	South Positive cases > 40 10 - 40 < 10
Bommanahalli Positive cases > 150 50 - 100 < 50	East Positive cases > 57 8 - 20 < 8
RR Nagar Positive cases > 31 - 52 > 14 - 31 2 - 14	West Positive cases > 29 6 - 16 < 6



MICRO CONTAINMENT ZONE DETAILS

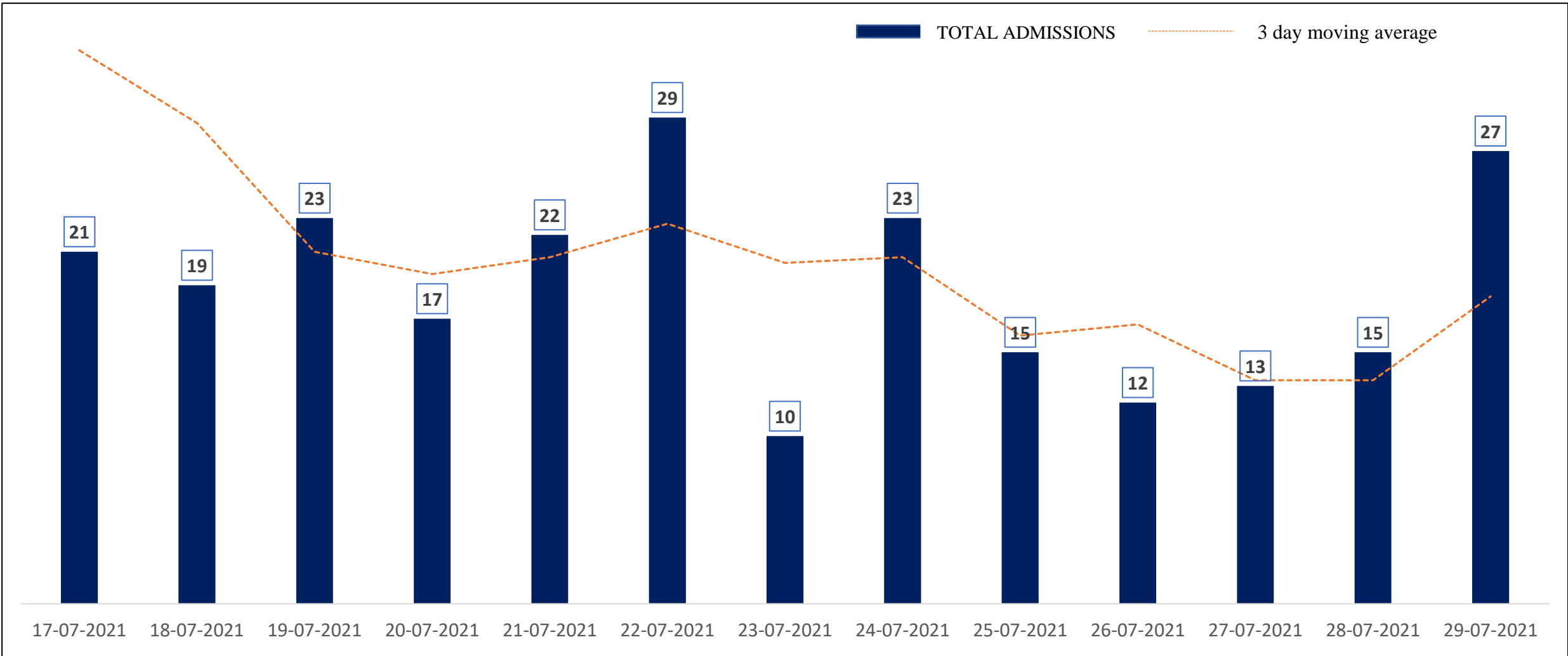


ZONE	TOTAL DECLARED	TOTAL DEACTIVATED	TOTAL ACTIVE
MAHADEVPURA	151	117	34
BOMMANAHALLI	148	120	28
EAST	137	118	19
RR NAGAR	22	14	8
YELAHANKHA	80	74	6
SOUTH	100	95	5
DASARAHALLI	28	24	4
WEST	39	35	4
TOTAL	705	597	108





HOSPITAL ADMISSIONS LAST 15 DAYS TREND



* Numbers as per Central Hospital Bed Management System (CHBMS)

* Only Fresh Admissions considered



COVID BED STATUS AS ON 30.07.2021



SR. NO.	Facility Type	No. of Hospital	Total Allocated Beds for C+ Patients					Occupied Beds for C+ Patients					Net Available Beds for C+ Patients				
			Gen Beds	HDU	ICU Beds	ICU-V	Total	Gen Beds	HDU	ICU Beds	ICU-V	Total	Gen Beds	HDU	ICU Beds	ICU-V	Total
1	Government Medical Colleges	4	20	621	53	76	770	0	17	3	4	24	20	604	50	72	746
2	Government Hospitals	16	649	210	65	127	1,051	75	38	9	24	146	574	172	56	103	905
Total Beds		20	669	831	118	203	1,821	75	55	12	28	170	594	776	106	175	1,651

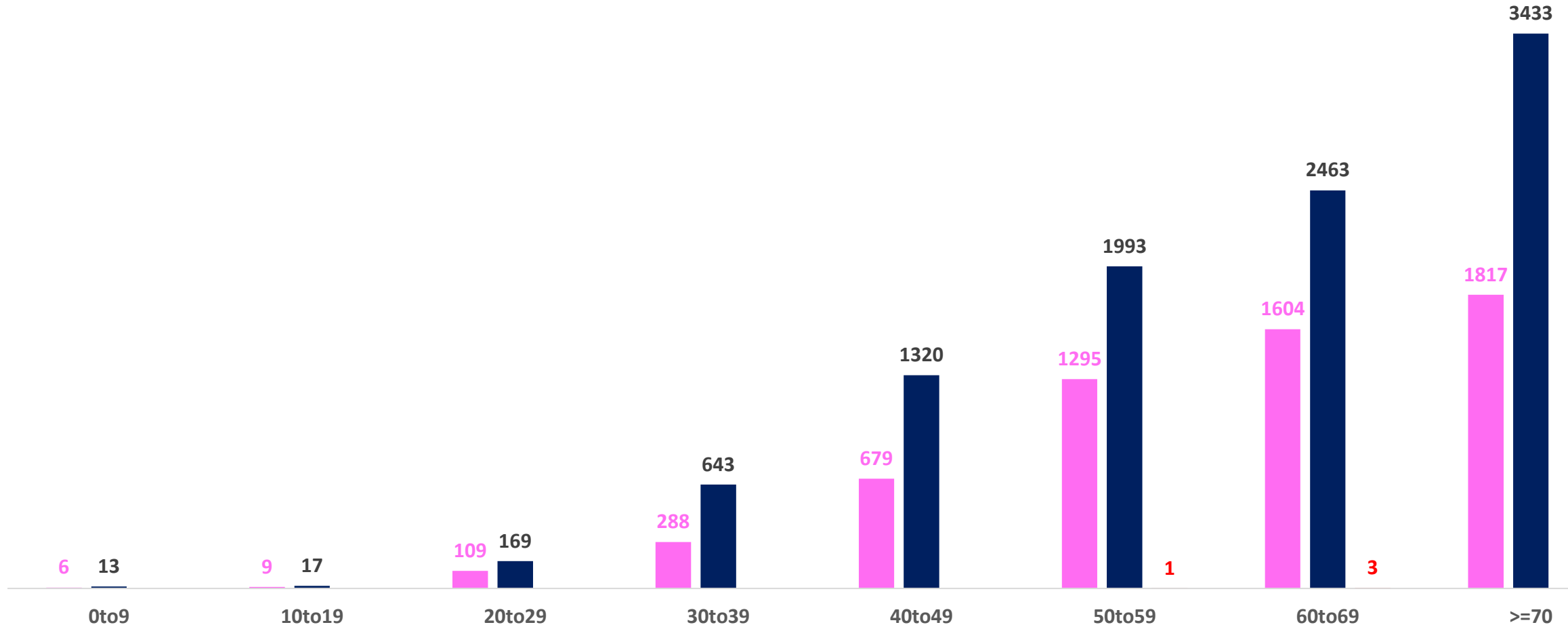


AGE AND GENDER WISE DISTRIBUTION OF DEATH CASES



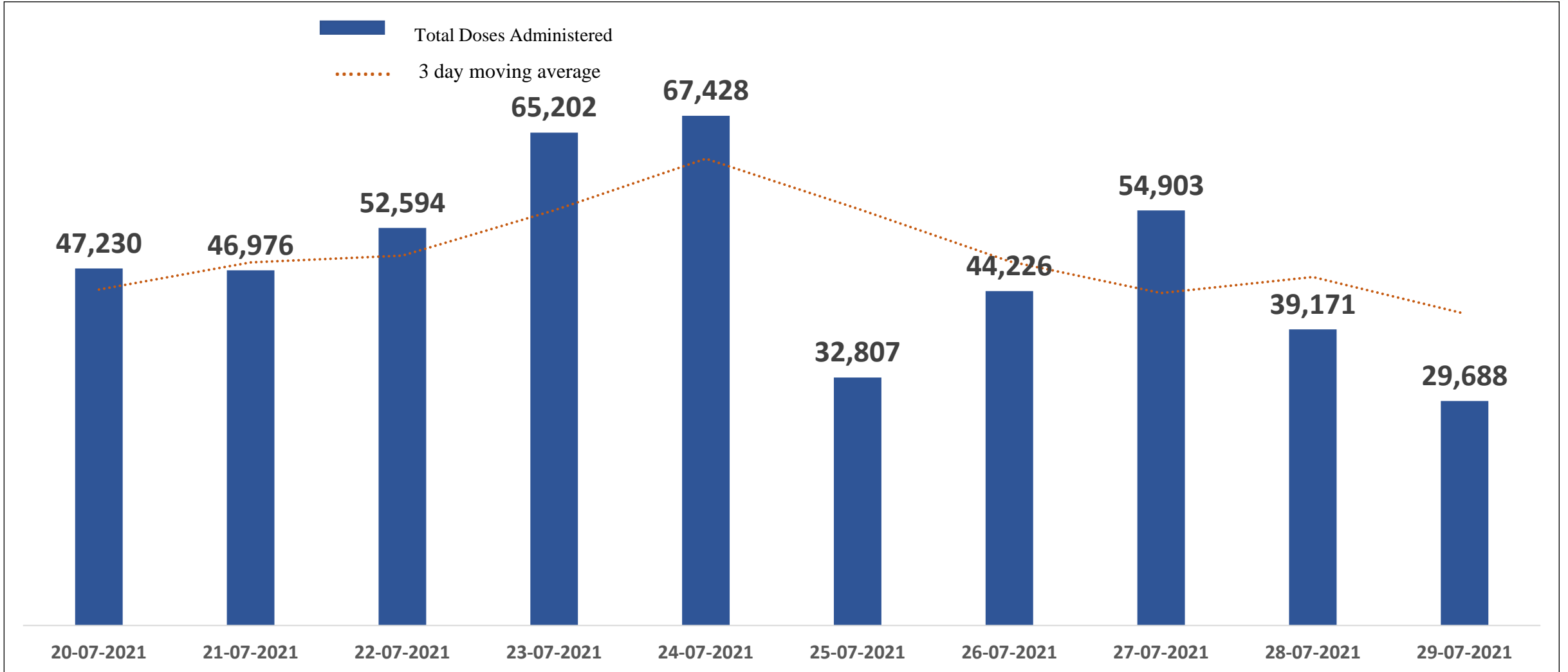
Death Cases: 15,862

Female Male Transgender





TOTAL VACCINE DOSES ADMINISTERED IN LAST 10 DAYS

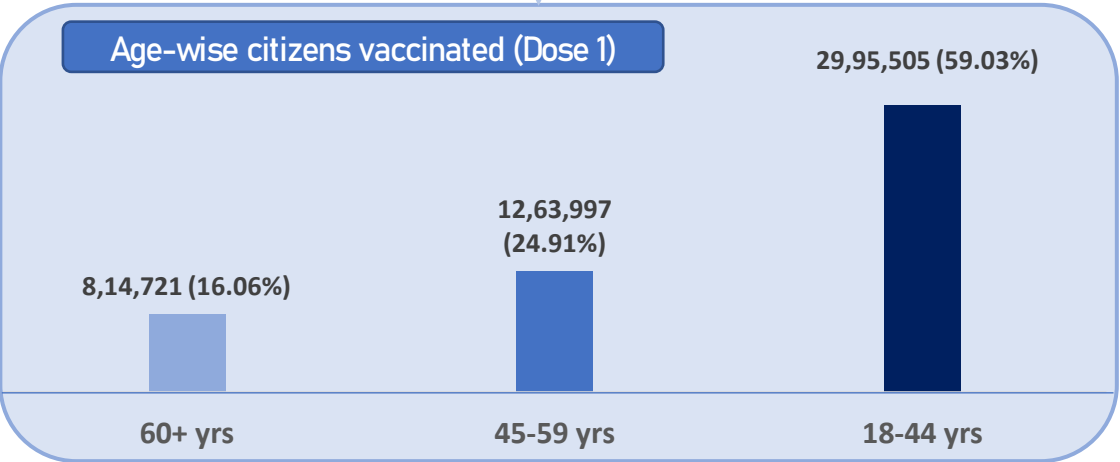
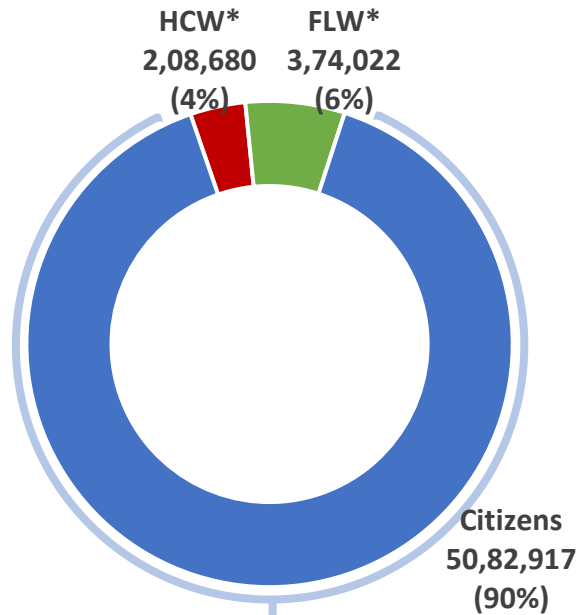




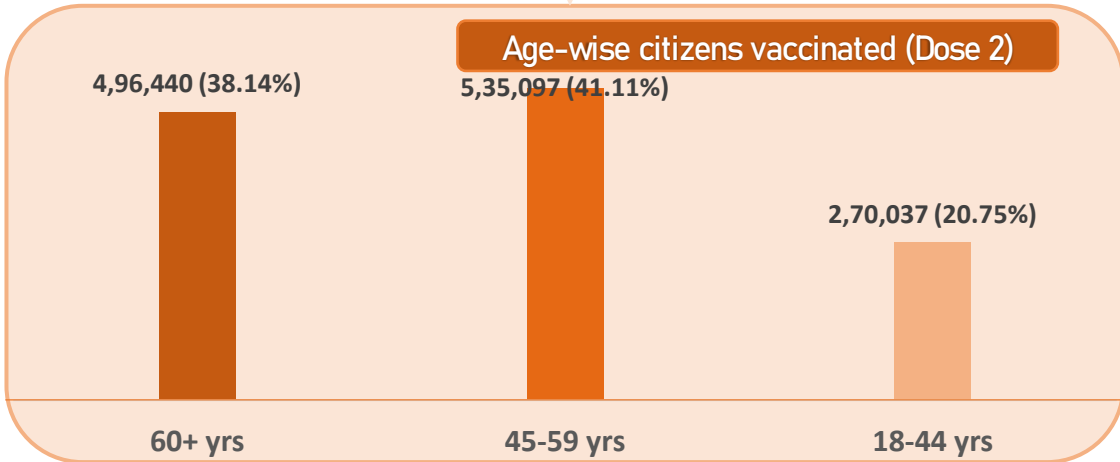
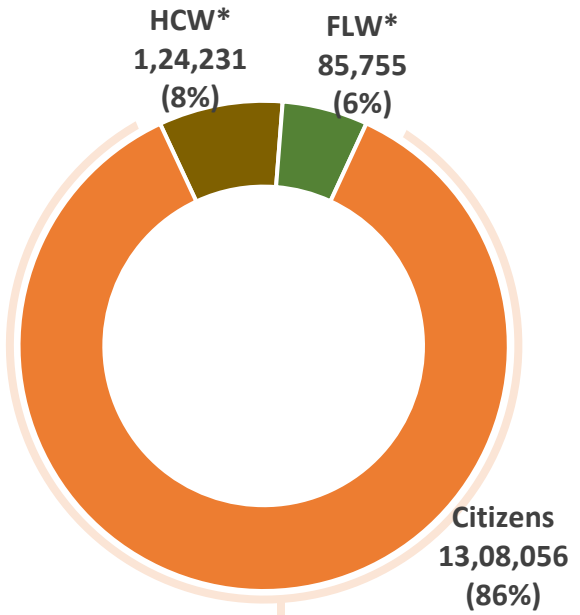
CATEGORY WISE CUMULATIVE VACCINATION IN BBMP



Dose 1



Dose 2



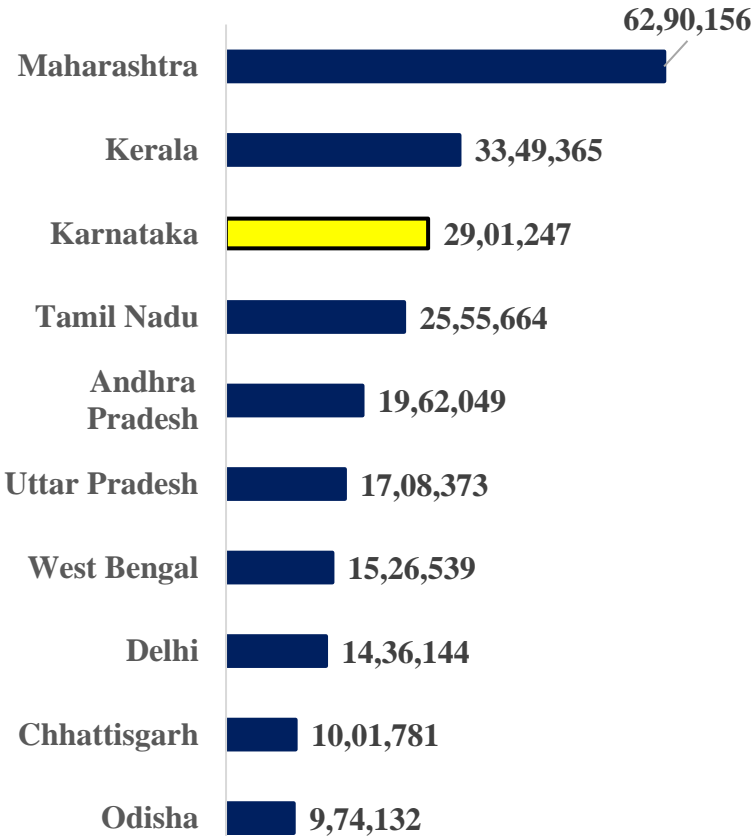
*HCW : Health Care Workers
 *FLW : Front Line Workers



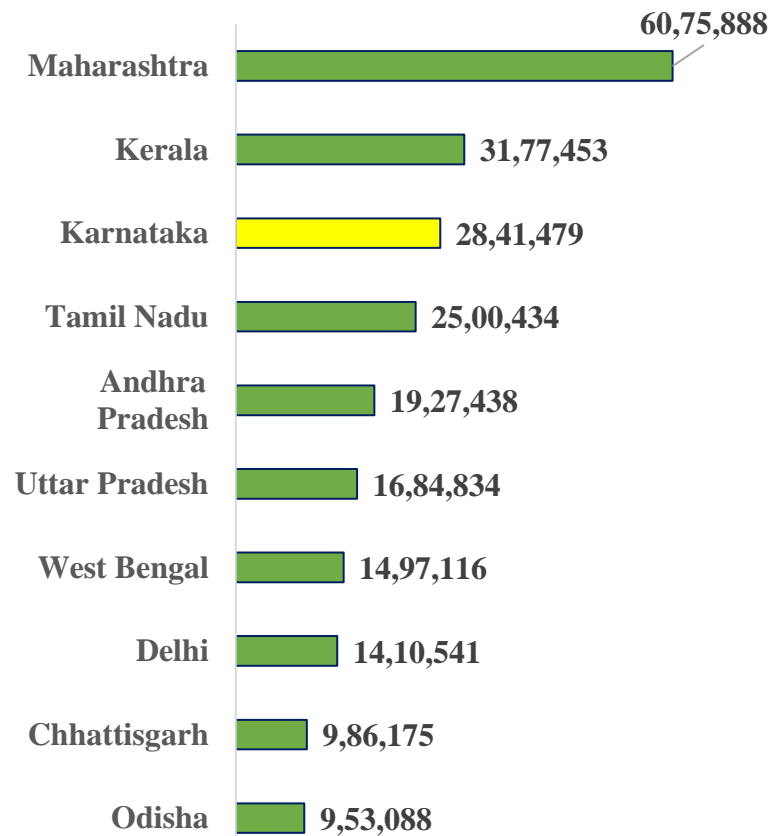
TOP 10 COVID19 AFFECTED INDIAN STATES



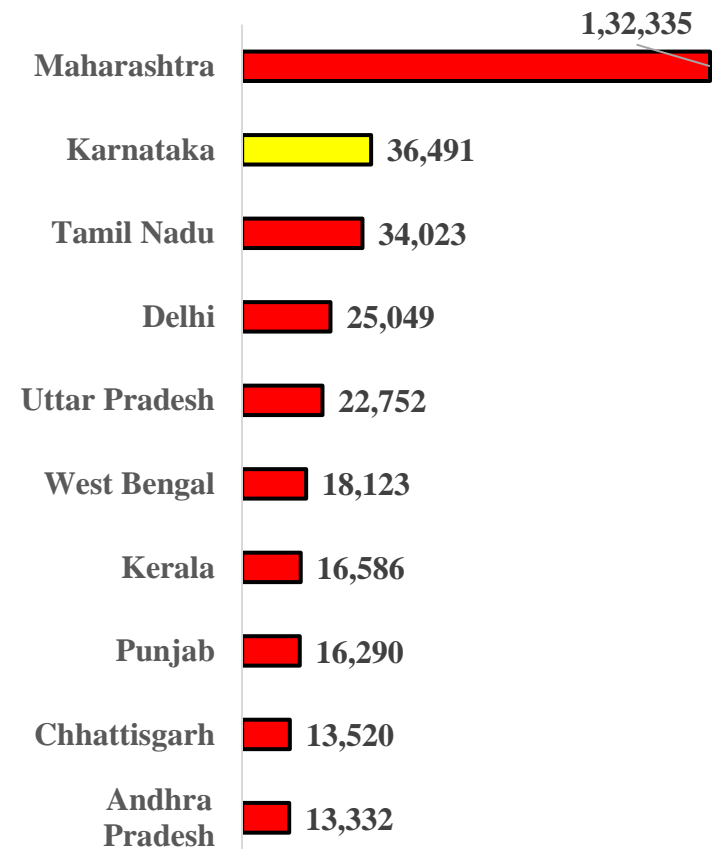
Total Positive Cases



Total Recovered Cases



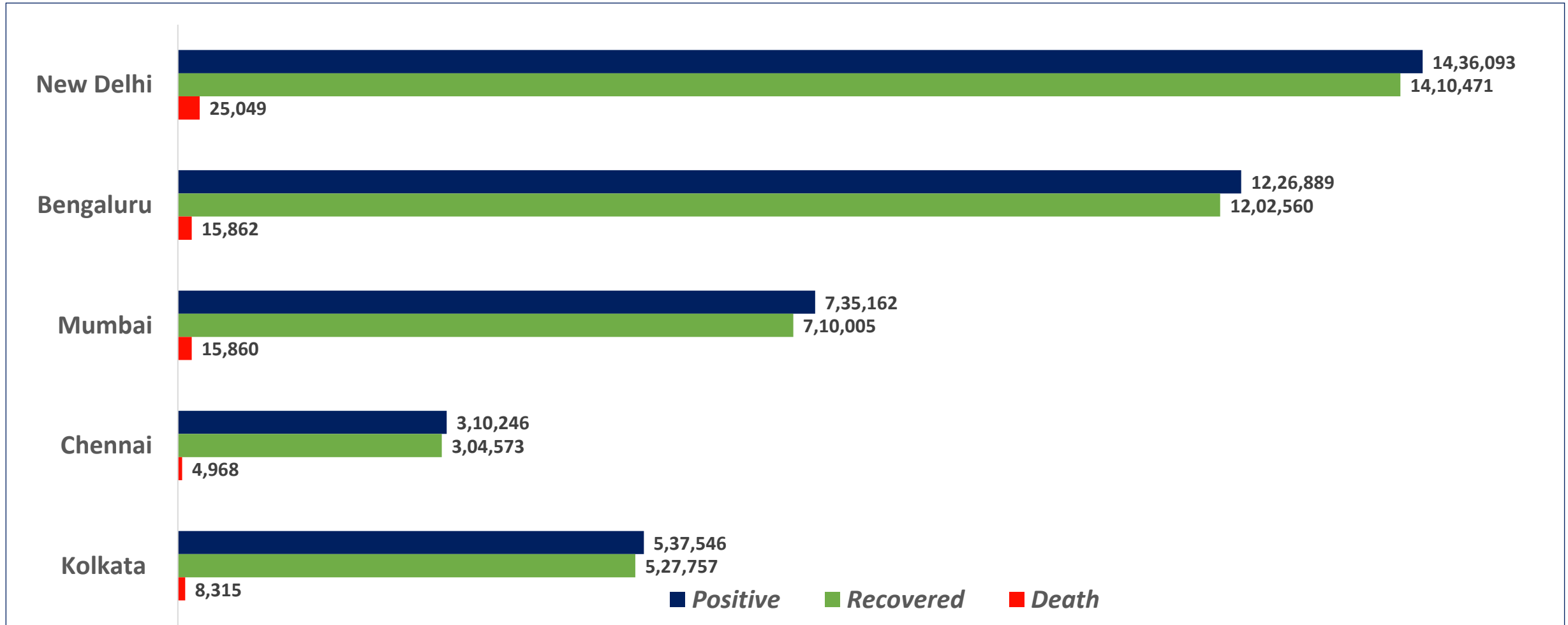
Total Death Cases



Source : <https://www.covid19india.org/> at 6:00 pm (30.07.2021)



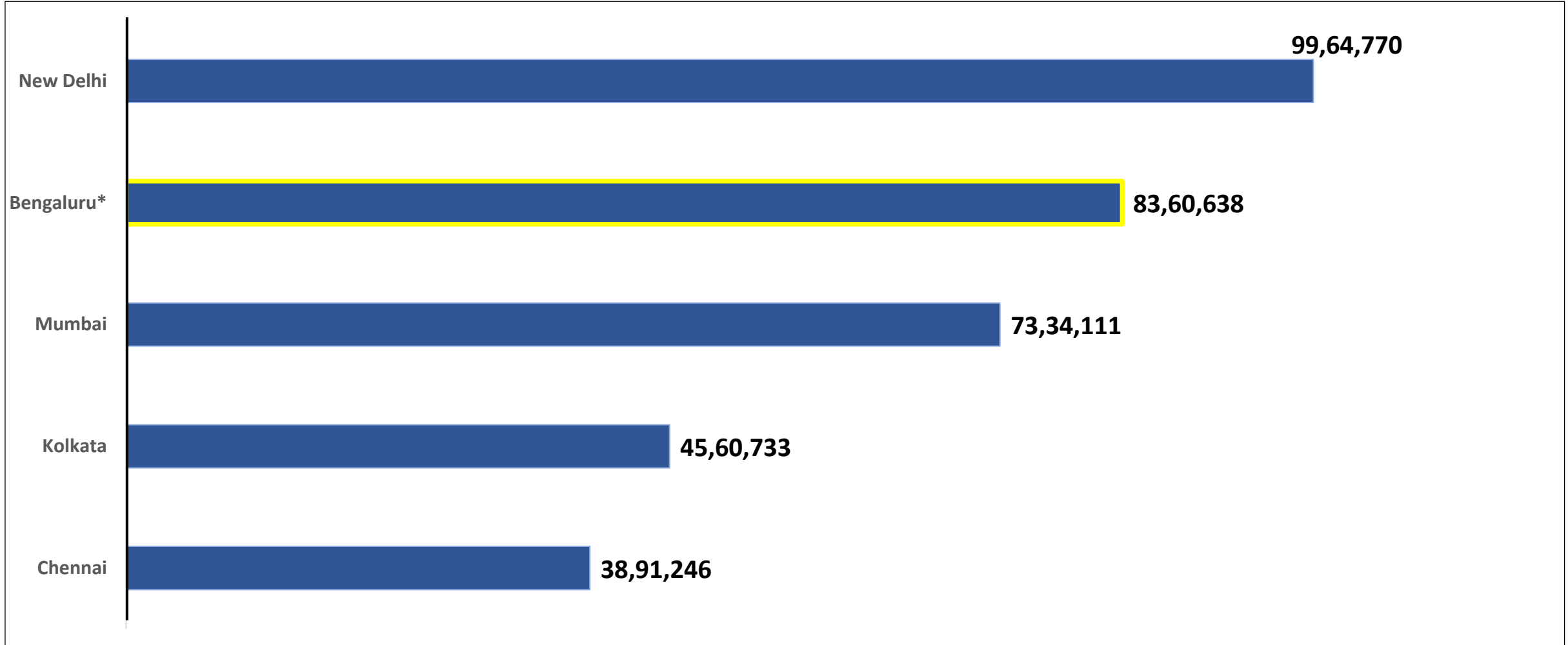
BENGALURU AND OTHER METROPOLITIAN CITIES



Source : <https://www.covid19india.org/> at 6:00 pm (30.07.2021)



VACCINE DOSES ADMINISTERED IN BENGALURU AND OTHER METROPOLITIAN CITIES



Source : <https://dashboard.cowin.gov.in/> at 6:00 pm (30.07.2021)

*includes BBMP & Bengaluru Urban



SNAPSHOT OF COVID-19 CASES IN BENGALURU URBAN



**Total Wards With
< =10 Cases* :
102**

**Tests Conducted
On 29.07.2021:
58,923**

**Recovery
Rate:
98.02%**

**Total
Active Cases :
8,467**

**Total Vaccinated on
29.07.2021:
29,688**

**Positivity
Rate* :
0.70%**

**Active
Rate:
0.69%**

**Case
Fatality Rate* :
1.44%**



*Total positive cases In the past 10 days

*CFR and positivity is for Past 7 days



ಬೃಹತ್ ಬೆಂಗಳೂರು ಮಹಾನಗರ ಪಾಲಿಕೆ
Bruhat Bengaluru Mahanagara Palike



Download BBMP Bulletin	https://apps.bbmpgov.in/covid19/mediabulletin.php
For BBMPCovid19 Bed Status:	https://apps.bbmpgov.in/covid19/en/Bedstatus.php
To register for vaccination :	https://selfregistration.cowin.gov.in/
BBMP COVID19 Dashboard:	https://apps.bbmpgov.in/covid19/
Follow us on:	 www.facebook.com/bbmp.comm1/
	 twitter.com/BBMPCOMM

Issued by:


Honorable Chief Commissioner, BBMP
Special Commissioner Health & IT, BBMP
MD, Bengaluru Smart City Limited


THANK YOU !


ಆರೋಗ್ಯ ಮತ್ತು ಕುಟುಂಬ ಕಲ್ಯಾಣ ಇಲಾಖೆ


ಸಹಪಾಲಿಗಳೆಂದರೇನು?


ಸಹಪಾಲಿಗಳು ಎಂದರೆ ಒಬ್ಬ ವ್ಯಕ್ತಿಯಲ್ಲಿ ಎರಡು ಅಥವಾ ಹೆಚ್ಚಿನ ಸಂಖ್ಯೆಯ ಆರೋಗ್ಯ ಸಮಸ್ಯೆಗಳಿರುವವರು. ಸಹಪಾಲಿಗಳಲ್ಲಿ ಇವುಗಳು ಸೇರಿವೆ:



ಹೃದಯದ ಖಾಯಿಲೆ



ಕಿಡ್ನಿ ಖಾಯಿಲೆ



ಕ್ಯಾನ್ಸರ್



ಮಧುಮೇಹ ಟೈಪ್ 1 & 2


ಅಧಿಕ ರಕ್ತದೊತ್ತಡ



ಹೈಪರ್ /ಹೈಪೊಥೈರಾಯ್ಡಿಸಂ


ಆಸ್ತಮಾ


ಸಿಸ್ಟಿಕ್ ಫೈಬ್ರೋಸಿಸ್




ಡೆಮೆನ್ಷಿಯಾ


ಸಹಪಾಲಿಗಳಿರುವಂತಹ ಜನರೂ ಸಹ ಲಸಿಕೆ ಪಡೆದುಕೊಳ್ಳಬೇಕು



ಮಾಸ್ಕ್ ಧರಿಸಿ
ಖಾಯಿಲೆಗಳನ್ನು
ನಿರೋಧಿಸಿ

ದೂರ, ನೆಗೆಡಿ, ಕಿಮ್ಮು ತಲದದ ಕೋವಿಡ್-19 ಲಕ್ಷಣಗಳಲ್ಲಿ ಅಥವಾ
ಹೆಚ್ಚಿನ ಮಾಹಿತಿಗಾಗಿ 24x7 ಉಚಿತ ಆರೋಗ್ಯ ಸಹಾಯವಾಣಿ 104ಕ್ಕೆ ಕರೆ ಮಾಡಿ
ಎಲ್ಲರಿಗೂ ಆರೋಗ್ಯ, ಎಲ್ಲೆಡೆಯೂ ಆರೋಗ್ಯ



@DHFwKA